



2020 Models



Pleasure-Way

FROM THE CEO


My name is Dean Rumpel and I am CEO of Pleasure-Way Industries Ltd. I have been involved with Pleasure-Way from the very beginning and I am proud to say I have worked my way up through the ranks over the years. My family has been invested in the RV industry since 1968 when my father, Merv Rumpel, opened his own RV dealership. In 1986, he decided that he could build a better, higher-quality camper van than what he was seeing in the market and Pleasure-Way was born. Merv's vision of a luxury product with innovative features and superior quality led to the company's humble beginnings.

The cornerstone of Pleasure-Way is my father's old-fashioned work ethic, pride in craftsmanship and a "customer comes first" approach to business. We remain committed to follow these principles today. I am proud to say that Pleasure-Way is still a family-owned and operated company with three generations involved in the production of our motorhomes.

Even now, in our 34th year, we do not mass produce our motorhomes on assembly lines, but rather hand-craft and custom-fit to exacting standards and quality inspections. We understand quality takes time so we measure the production process of our motorhomes in weeks, not days. It's through our labour-intensive, painstaking construction process our superior quality is realized, awarding us with one of the lowest warranty claim rates in the RV industry. We are so confident in our quality we back each new Pleasure-Way with our Five Year Freedom Coach Warranty.

At Pleasure-Way, we recognize the extraordinary people who build our motorhomes. It is the incredible efforts of our employees that have made Pleasure-Way unsurpassed in the industry. Their dedication and commitment to quality is evident in every detail of our coaches and in our incomparable customer service.

We strive to build the perfect coach for our owners so they can rest easy knowing they made the right purchasing decision. Whether you are a current or potential owner, you know we have a vested interest in your satisfaction, and providing you with the best ownership experience possible.



Dean Rumpel
CEO, Pleasure-Way Industries Ltd.





NINE CONSECUTIVE RVDA QUALITY CIRCLE AWARDS

Pleasure-Way Industries Ltd. is very proud to once again be the recipient of the RVDA Quality Circle Award for 2018. Pleasure-Way received marks well above the motorized industry average for a ninth consecutive year.

This distinguished recognition from our dealers and the RVDA reinforces our core company values of hard work, superior quality, excellence in manufacturing and top-notch customer service. We are proud to be regarded so highly in our field. Without the commitment of our valuable and skilled employees, who are the cornerstone of our company, we wouldn't be able to achieve our goals of producing only the highest quality motorhomes.



Pleasure-Way CEO, Dean Rumpel & Pleasure-Way
Founder, Merv Rumpel



Pleasure-Way's 1st 1986 production model photographed in 2016



Founder Merv Rumpel alongside Pleasure-Way No. 1,000 - 1994

A LOOK BACK

In 2016, we received exciting news when an owner contacted us about a 1986 Pleasure-Way he recently purchased from an estate sale. The Pleasure-Way turned out to be our first production model ever built, second only to the original prototype. We were able to acquire the unit and feel very fortunate to own such a rare piece of our history. The motorhome still looks great over 30 years later and stands as a testament to the ethos of quality Pleasure-Way was founded on.

Since our modest beginning in the back of an RV dealership, we have experienced many milestones, like completing our 1,000th motorhome in 1994, and 24 years later completing number 15,000.

We would never be where we are today without the incredible dedication our employees have shown and the enthusiast support from our owners. We are deeply grateful for everyone that has been involved with the company over the past 34 years.


We strive to create motorhomes that live up to both our high standards and your high expectations. With this in mind, we will continue to create modern products that will last for years to come.



The production staff celebrating Pleasure-Way No. 15,000 in December, 2018

CONTENTS

<i>From The CEO</i>	i	LEXOR TS	15	Build Your Own	43
		Ram ProMaster			
A Look Back	iii			Warranty	44
		LEXOR FL	19		
2019 MB Chassis	1	Ram ProMaster		Pleasure-Way P.A.	44
Standard Features	3	ONTOUR 2.0	23	Pleasure-Way Lifestyle	45
		Ford Transit			
Optional Features	7			The PAC	46
		ONTOUR 2.2	27		
Construction	9	Ford Transit		Owners' Clubs	47
Custom Cabinetry	11	ASCENT TS	31	Coach Specifications	48
		Mercedes-Benz Sprinter			
Stall Installation	12			Chassis Specifications	49
		PLATEAU TS	35		
Quality Control	13	Mercedes-Benz Sprinter		Weights and Measures	50
Tofino	14	PLATEAU FL	39		
		Mercedes-Benz Sprinter			





2019 MB Sprinter Chassis

The all-new 2019 Mercedes-Benz Sprinter chassis is built for ease of operation with new levels of functionality, and quality components and controls.

INFOTAINMENT SYSTEM

All the options and controls are placed in functional islands and logically incorporated into the overall design of the new Sprinter's cabin, making every action smooth, intuitive, and economical. The results are fewer driver distractions and increased efficiency and productivity.

SAFETY FEATURES

- Active Brake Assist
- Active Distance Assist Distronic
- Traffic Sign Assist
- Attention Assist
- Active Lane Keeping Assist
- Blind Spot Assist
- Crosswind Assist



Optional ten-inch touchscreen



Optional seven-inch touchscreen



MULTIFUNCTION STEERING WHEEL

The multifunctional steering wheel allows for the driver to operate the on-board computer, vehicle functions, and multimedia systems without taking their hands off the steering wheel. This is done via touch-control and regular buttons.

MORE FEATURES

- Rear view camera
- Power sliding entrance door
- Keyless ignition

MBUX MULTIMEDIA SYSTEM WITH TOUCHSCREEN

The new sprinter features high-resolution display screens that are activated via touch, voice control, or touch buttons on the steering wheel. You can now pinch, swipe, and all the other motions you're used to from your smartphone. The new MBUX system comes in seven-inch and ten-inch options. Additional features include:

- Navigation
- Bluetooth® connectivity w/ audio streaming
- "Hey Mercedes" voice control
- Smartphone integration w/ hands-free function
- Multimedia interface w/ USB-C ports

POWER AND HEATED SEATS

The swivelling driver and passenger seats have been redesigned with enhanced lumbar support and offer power adjustments, memory settings, and three-stage heating controls.

PLEASE NOTE

Some Mercedes-Benz features listed may not be available on all chassis. Please see your Pleasure-Way dealer for complete details.

STANDARD FEATURES

Pleasure-Way continues to lead the RV Industry with an extensive list of standard features for the 2020 lineup. Rather than a complex matrix of options we simplify by including the following features as standard on all models. Style, comfort and convenience are not an option with Pleasure-Way, they are our standard.



TECHNOLOGY

1 XANTREX™ 2000-WATT INVERTER

The 2000-Watt Pure-sine wave inverter provides power to the TV & Blu-ray™ player, the microwave, and most 120 VAC receptacles when you're not using shore power or running the generator.

2 LED LIGHTING

LED lights are energy efficient, provide a clean and stylish appearance, and do not produce heat like regular incandescent or halogen lights.

3 USB CHARGING PORTS

Strategically located throughout each coach to allow for convenient charging of your devices.

4 ECO-ION EARTH SMART LITHIUM BATTERIES

All models are equipped standard with two 100Ah lithium iron phosphate (LiFePO₄) coach batteries. The Eco-Ion batteries are:

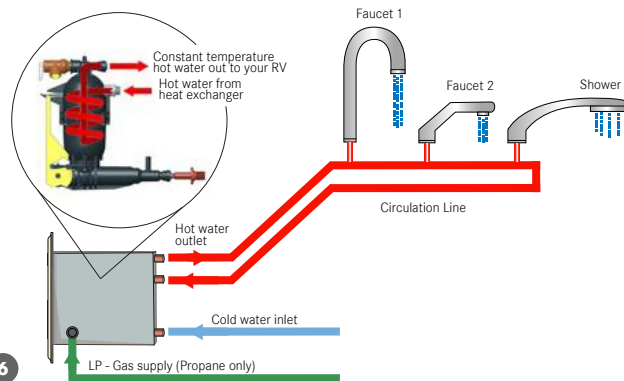
- **Maintenance free:** no checking fluid levels.
- **Cost effective:** will last up to 10x longer than AGM batteries saving you thousands of dollars.
- **Superior capacity:** 200Ahs of lithium is comparable to 400Ahs of AGM batteries.
- **Faster charging:** can charge in a few hours.
- **Earth friendly:** contains no lead or acid making it safer for you and the environment.
- **Long Life:** will last 2000 - 3000 life cycles.

5 ENTERTAINMENT CENTER

The entertainment center features a Bose® soundbar and LG Smart LED TV. The soundbar lets you play any audio directly from a phone or tablet using Bluetooth®. The Smart TV allows you to access your favourite streaming service or enjoy a movie through the included Blu-ray™ player.

You can also enjoy broadcast TV in HD with the inclusion of the fully automatic Winegard® Rayzar digital TV antenna. Whatever source of entertainment you choose the Bose® soundbar will be there to deliver the best audio experience.

2



6 TRUMA AQUAGO® COMFORT PLUS WATER HEATER

Hot water is delivered on demand at even temperatures eliminating hot or cold temperature spikes. This consistent supply is achieved by the features unique to the AquaGo® comfort plus:

- 60k BTU stepless burner, best in the industry.
- Temperature stabilizing technology.
- Recirculating hot water line.

When the water temperature in the mixing vessel starts to cool the burner automatically ignites and the water in the hot water line recirculates while being reheated to the maintained 120°F/49°C.



TOUCHSCREEN CONTROL PANEL

All models feature two 7-inch touchscreen control panels that manage several functions of the coach.

CLIMATE CONTROL

The responsive touchscreen includes centralized control of the furnace, A/C and Fan-Tastic Vent®. The energy saving vent can be set to automatically circulate air until the selected temperature is reached.

12 VOLT NET GAIN / LOSS AMPERAGE METER

This real time amp meter shows you exactly how much 12V electricity you are consuming or how much free electricity you are gaining through your solar panels.

AUTOMATIC GENERATOR START (AGS)

AGS is an innovative feature that allows you to set start and stop parameters for generator control.

• LOW COACH BATTERY VOLTAGE

When the batteries are low on voltage, the generator will automatically run to charge the batteries at your pre-defined voltage, then shut off.

• AUTOMATIC CLIMATE CONTROL

If the temperature exceeds your AC thermostat setting, the generator will automatically run the AC until the desired temperature has been reached. This is a great feature if you are traveling with pets.



CONVENIENCE

1 STAINLESS STEEL GALLEY SINK

All models feature a 13" x 17" galley sink. The large sink is complemented by a high-arc faucet with pull-out sprayer. This combination makes filling large pots and clean-up much easier.

2 LAGUN TABLE MOUNT SYSTEM

The Lagun table mount system provides versatility in placement and a solid base when locked into position. The anodized tubular aluminum construction lends to durability in form and style in its design. A cantilevered support arm eliminates the usual center post making it more comfortable when in use.

3 CORIAN® SOLID SURFACES

Corian® has a rich, sleek look, much like granite and quartz, but with a number of advantages over these very heavy surfaces. Corian® is easy to clean, hygienic and stain resistant. Because it is nonporous, bacteria and stains do not penetrate its surface. Enjoy the durability, beauty and longevity that come with this tough, impact resistant material.

4 INFLATABLE AIR BED

To help make the most out of the interior space we designed an inflatable air bed that precisely fits the cab area of the Mercedes-Benz and Ram chassis. The inventive, one-piece air bed neatly sits overtop the two front seats and provides a cozy, 61" x 27" bed.

The already multifunctional cab area is now more dynamic with the ability to sleep an extra passenger. The air bed is made from durable PVC and features a flocked top for added comfort. Use the included 12V pump to inflate the bed in minutes and complete the set-up by adding the support cushion that fits between the seats.



COMFORT

5 ULTRALEATHER® FABRIC

Innovative strengthening technology makes this luxurious fabric exceptionally durable and stain resistant. Ultraleather® was engineered to meet the growing demand for environmental responsibility, while offering the many advantages:

- Scratch, nick and blemish resistant.
- Stays cool in warm climates.
- Void of plasticizers, heavy metal, formaldehyde, and pyroxylin.
- Cleans effortlessly with soap and water.
- Pet hair doesn't penetrate and weave in like regular fabric.

6 MEMORY FOAM SOFA CUSHIONS

Our sofa and ottoman cushions are composed of a medium density foam base layer topped with three inches of viscoelastic memory foam. The cushions are finished with a layer of Dacron to help insulate the foam, resulting in a cooler bed and smoother look.

7 MCD ROLLER SHADES

Designed for solar protection and made of 100% light blocking material, MCD roller shades are included with your privacy in mind. The shades effortlessly roll down, lock into position and cover the windows for complete blackout privacy.

8 FRONT CAB PRIVACY SHADES

Fully form fitting to your windshield and cab doors, these shades provide total privacy up front when needed. During the daytime they reflect the sun's radiant heat, protecting your dash from UV damage while helping to keep the interior of your coach cooler so your air conditioner doesn't have to work as hard.

OPTIONAL FEATURES

Refine your RVing experience with our optional features. Enjoy the freedom to explore off-grid dry camping with the addition of our solar options. Dare to go anywhere without worry of insects crashing the party with our highly functional screen door options. No matter where the adventure takes you feel confident your Pleasure-Way will get you there in style and luxury!



1 GO POWER!® SOLAR

Pleasure-Way offers a roof mounted solar panel and integrated charging system. This system provides power to the coach batteries which allows for the use of 12V DC system and 120 VAC through the inverter. This gives you greater dry camping abilities without having to be plugged into shore power or running the generator. Choose from up to three Go Power!® Solar packages:

- 100-Watt (5 amp) package
- 200-Watt (10 amp) package
- 300-Watt (15 amp) package

2 GO POWER!® DIGITAL SOLAR CONTROLLER

Standard with any solar package, the Go Power!® digital solar controller lets you:

- View the charge % of your coach batteries.
- View the battery charge amperage.
- Check the voltage of your batteries.

The controller will turn the charging off when your batteries are fully charged.

3 EXTERIOR PAINTED PLASTIC MOLDINGS

Painted front and rear bumpers and side moldings add to Pleasure-Way's clean automotive styling.



4 ALCOA DURA-BRIGHT® ALUMINUM WHEELS

These one-piece forged aluminum wheels are 5x stronger than steel and feature a new and improved surface treatment that stands stronger against tough conditions without the need to polish. When it's time to clean, a simple soap and water wash is all you need. The Alcoa Dura-Bright® aluminum wheels are also:

- 10x more resistant to corrosion caused by road salts and weather elements.
- 3x more resistant to harsh chemicals.
- True cool running, which extends tire and brake life.



5 REAR ROLL UP SCREEN

The heavy duty nylon canvas rear roll up screen is available on all our van based models. The double zipper system allows for easy access to the under sofa storage space while the fine mesh screen keeps the insects out and lets the fresh air in. This flame retardant nylon canvas screen can be rolled up and tethered out of the way when not in use.



6 SIDE ROLL UP SCREEN

The side roll up screen features a unique magnetic closure system that allows easy access without the need to zip the door open and closed. The screen and door assembly are constructed from heavy duty flame retardant nylon canvas and fine mesh insect screen. The side screen conveniently rolls up and is secured out of the way when not in use. It is available on all our van based models.



Dare to go anywhere.



CONSTRUCTION

You will not find an assembly line at Pleasure-Way. We do not use this popular and time-saving method of manufacturing. We refuse to sacrifice fit, finish, quality and safety for time and cost savings.

At Pleasure-Way, we give each motorhome we build the meticulous care and attention it deserves. On average, it takes six weeks and over four hundred man hours to finish just one Pleasure-Way motorhome. Pleasure-Way's unique construction process strays far away from most recreational vehicle manufacturers that mass produce thousands of coaches in a fraction of the time.

The construction of Pleasure-Way motorhomes involves measuring, constructing and hand-fitting custom made parts onto each individual chassis. Even though all chassis of a particular make and model, such as Mercedes-Benz or Ram, appear to be identical to each other, there can be slight tolerance differences in the body by up to a quarter of an inch. This can greatly affect the fit and finish of each individual component of the motorhome. That is why at Pleasure-Way we hand fit and trim each individual part, from running boards to wall partitions, to perfectly fit each particular coach. Once the specific piece has been custom fit, it will be serialized with that particular coach's chassis vehicle identification number and it will be installed later in the production process to that exact coach.



The first phase of the construction of a Pleasure-Way motorhome begins in the welding/metal fabrication department. Here, the skilled team of fabricators complete all cutouts and reinforcements required for the installation of appliances, utility hookups and venting. This is a crucial step as Pleasure-Way is certified by each chassis manufacturer and meets strict requirements to retain the structural integrity of the unibody structure.

Once the welding process has been completed, the fiberglass department takes over and hand fits each customized piece of fiberglass to its specific coach. Each fiberglass component is formed into a mold and a trained team will methodically hand roll the entire part to ensure that there are no air pockets and the fiberglass is uniform throughout the part. This time-consuming process ensures that each component meets or exceeds our high-quality standards.

Another distinguishing feature you will find in Pleasure-Way's production process is our use of Glasurit® automotive paint on all surfaces. Glasurit® is commonly found on such famous automotive brands as Rolls Royce, Bentley and Mercedes-Benz. This product is far superior to the more common and far more economical gelcoat finishes typically found throughout the RV industry.

Each piece, such as the fibreglass running boards, is sanded, primed, painted and finally clear coated by hand to produce that perfect paint finish you expect to see on a high-end, luxury vehicle. Even what are commonly considered to be the less consequential parts of a motorhome, such as exterior vents and hatches, are all painted to match the exterior of our coaches.

Attention to detail and our commitment to quality and safety (as well as our refusal to compromise quality for cost and time savings) set Pleasure-Way above the rest. We refuse to settle for less than the best.





CUSTOM CABINETS

Beautiful, hand-crafted cabinets are one of our hallmarks at Pleasure-Way. We create our custom cabinets in our on-site mill shop. Here, our skilled craftspeople transform raw, hardwood maple into exquisite moldings and stunning stile and rail maple doors.

Our mill shop team rip, cut and shape raw maple planks to create the mortise and tenon joints. The strips are glued together by hand forming the door and clamped until dry. Once the maple door has dried and passed quality control, it is placed through a door sander to ensure it is the correct thickness.

The door is then ready for the final finishing stage, in which the maple cabinet door is hand-sanded, hand-stained and lacquered. Each door receives three coats of stain and two coats of lacquer. All of our high quality stains and lacquers are water-based, which is better for the environment, as well as being safer for our employees and consumers.

Our exquisite, hand-crafted cabinets are very labor intensive to create. On average, it takes over twenty-two hours to finish just one set of cabinet doors for each and every coach we produce.





STALL INSTALLATION

Most recreational vehicles are built on assembly lines, with the interiors and cabinetry stapled together in a menagerie of paneling and wooden sticks. The walls and roof are typically installed last. Many of these recreational vehicles feature a meager twelve-month warranty.

At Pleasure-Way, we are proud to say that we build our motorhomes to last, and that our manufacturing process reflects this. We cannot imagine using a process that employs staples as a way to adhere surfaces and cabinetry. Wall partitions, end gables and upper cabinets are all screwed together and fastened with steel angle brackets for superior strength and quality. Cabinets are anchored into the coach sub-floor and wall blocking that is adhered to the inside wall to ensure their strength. This extra step adds stability to the cabinetry and it also helps to ensure a more peaceful, rattle-free ride.

THE APPRENTICESHIP

Becoming a Pleasure-Way cabinet installer requires a specific skill set, patience, and time. A new installer enters our cabinet apprenticeship program and for the first six months they will work with a master installer.

Here, they will learn to hand-fit, measure, and template individual pieces into the interior for one specific model. Once an apprentice has progressed through the program they then begin mastering their craft by working on a on a single model over several years.

As a result of this approach to training, meticulous measuring, and hand-fitting, our custom cabinets precisely hug the interior walls of our motorhomes.



QUALITY CONTROL

Pleasure-Way has a very complex system of checks and balances, which serve to promote the highest level of quality control. Every craftsperson who has worked on any part of the construction of the motorhome signs off, confirming the work they have performed.

Our quality control team audits every coach we produce, and every craftsperson's work on that motorhome must meet rigorous standards. In the event that a deviation is found, an appropriate team member is called upon to correct the issue, then sign off again to confirm that the matter has been resolved. This meticulous process holds all team members accountable for their work and allows us to quickly adapt to product changes or design improvements.

Our most rigorous quality control system comes from our craftspeople who take so much pride in their work that nothing but the best will do. This is how dedicated they are to creating the best possible motorhome. The final stage of the quality control audit is a test drive. We do this to ensure we are happy with the handling and ride of each coach. Once this is completed, we deliver each coach to the respective dealership, via a flatbed transport truck, ensuring the coach arrives in premium condition as expected. This allows you to be the one to personally "break in" the chassis of the motorhome, rather than a third party delivery driver.

Pleasure-Way is so confident in the motorhomes we design and construct that we back them by the Pleasure-Way *Five Year Freedom Coach Warranty*.

SEAL TECH WATER LEAK DETECTION

As part of our complex testing process, every coach is "seal tech" tested. We test the coach for water leaks by installing the seal tech machine. This machine pressurizes the inside of the motorhome forcing air to expand outward. We then spray a combination of water and soap over the entire exterior of the coach. If any water leaks are present, they are easily identified by large soap bubbles formed on the coach exterior. This critical procedure is vital to our quality control process.



PW *Tofino*



INTRODUCING THE TOFINO

Built on the Ram ProMaster 1500 chassis with a 136" wheelbase, the Tofino measures 17' 9" long, with an enormous 2,000 pound O.C.C.C.

The sporty styling and large storage capacity, combined with two separate sleeping areas create the most versatile van in our line-up. See the Tofino brochure or visit pleasureway.com/tofino for complete details.

KEY FEATURES

- 2 x 100Ah Eco-lon lithium coach batteries
- 2000-Watt Pure-sine inverter
- Touchscreen control panel w/ remote
- Real-time 12-volt net loss/gain amperage meter
- Induction cooktop
- AC/DC refrigerator
- 16,000 BTU furnace
- Rear door roll up screen
- MCD blackout roller shades w/magnetic catch
- Folding rear sofa w/ 2 seat belts
- Available roof rack, solar panels and side door screen

WEIGHTS & MEASURES

- Length - bumper to bumper: 17' 9" / 541 cm
- Exterior height w/o roof rack: 8' 2" / 249 cm
- Exterior width (mirrors extended): 8' 2.5" / 250 cm
- Fresh water capacity: 16 US Gal / 60.6 L
- Grey holding tank capacity: 8 US Gal / 30 L
- LP capacity (80% fill): 5.9 US Gal / 22 L
- Towing capacity: 2,950 lbs / 1338 kg
- Seat belts: 4
- Queen bed: 54" W x 72" L
- Overhead bunk: 49" W x 72" L
- Rear cargo storage: 70 cu. ft.



LEXOR TS

RAM PROMASTER

The Lexor TS is constructed on the Ram ProMaster chassis which features a slightly wider platform, allowing for a roomy and open feel throughout the coach.

When equipped with the optional rear and side door screens, it becomes simple to enjoy nature and let fresh air into the coach without the worry of insects. This layout boasts our most expansive wet bath, excellent storage, a large Corian® kitchen countertop and an extremely comfortable queen size bed, all while staying under 21 feet in length.



FUEL TYPE:	Gasoline	LP TANK CAPACITY:	4.7 US Gal / 18 L
STANDARD ENGINE:	3.6L V6 Pentastar	FRESH WATER TANK CAPACITY:	29 US Gal / 109 L
LENGTH (bumper to bumper):	20' 11" / 637 cm	GREY WATER TANK CAPACITY:	20 US Gal / 75 L
OVERALL HEIGHT:	9' 3.5" / 283 cm	BLACK WATER TANK CAPACITY:	12 US Gal / 45 L
WIDTH:	7' 5" / 226 cm	TOWING CAPACITY:	2,150 lbs / 975 kgs



LEXOR TS

RAM PROMASTER



MCD ROLLER SHADES

Enjoy panoramic views by day and total privacy at night with these user-friendly shades.



LED LIGHTING

Control the atmosphere of the Lexor TS with our dimmable LED lights that are recessed into the roof and upper cabinetry for a sophisticated look.



PRIVATE WET BATH WITH VANITY

The fully equipped wet bath features a medicine cabinet, Corian® countertop, storage compartment, china bowl toilet and upgraded handheld showerhead.



SPACIOUS GALLEY AREA

Locating the galley on the passenger side leaves the sliding door clear of obstruction allowing for an open view of your campsite.



ULTRALEATHER® FABRIC

All seating in the Lexor TS features Ultraleather®, a dynamic fabric that promotes air circulation for the highest level of comfort.



LEXOR FL

RAM PROMASTER

The Lexor FL floorplan is designed with a forward lounge providing versatility in use and configuration. Both front seats can swivel to take advantage of the flip-up workstation and optional Lagun table location.

A relocated wardrobe provides space directly behind the driver's seat. This allows for full rearward seat placement without limiting recline. The Ram chassis allows for a deeper galley, wider hallway and a roomy wet bath. The rear of the coach features our power sofa which provides legendary comfort either as a sofa or when deployed as a queen bed.



FUEL TYPE:	Gasoline	LP TANK CAPACITY:	4.7 US Gal / 18 L
STANDARD ENGINE:	3.6L V6 Pentastar	FRESH WATER TANK CAPACITY:	29 US Gal / 109 L
LENGTH (bumper to bumper):	20' 11" / 637 cm	GREY WATER TANK CAPACITY:	20 US Gal / 75 L
OVERALL HEIGHT:	9' 3.5" / 283 cm	BLACK WATER TANK CAPACITY:	12 US Gal / 45 L
WIDTH:	7' 5" / 226 cm	TOWING CAPACITY:	2,150 lbs / 975 kgs



LEXOR FL

RAM PROMASTER



QUEEN BED

Take advantage of the two living spaces by keeping the bed made-up during the day and using the front lounge as your seating area.



FLIP-UP WORKSTATION

Get the most out of this workspace with use of the 120V power outlet, USB charging ports and swivelling front seats.



ULTRALEATHER® FABRIC

The front lounge is enhanced with the newly recovered Ultraleather® front seats, now a standard feature on the Lexor FL.



LAGUN TABLE MOUNT SYSTEM

Easily move, adjust and lock the table into place using either one of the two, conveniently located mounting plates.



BOSE® SOUNDBAR WITH BLUETOOTH®

Fill your coach with the rich sound experience delivered by Bose® whether enjoying a TV program or audio from your smartphone.




ONTOUR 2.0

FORD TRANSIT

Built on the Ford Transit 2500 chassis, the Ontour 2.0 features the fuel efficient 3.5L EcoBoost® V6 engine and measures 19' 8" long. The nimble and responsive handling makes the Ontour 2.0 a pleasure to drive and easy to park while averaging an estimated 16 mpg on the highway.

The Ontour 2.0 benefits from 78" of headroom and an enormous 77" long rear bed. Key standard features include an induction stove, 12V compressor refrigerator, dual 100Ah lithium coach batteries and a 200-Watt solar package, all helping you extend dry camping times.



FUEL TYPE:	Gasoline	LP TANK CAPACITY:	12 US Gal / 45 L
STANDARD ENGINE:	3.5L EcoBoost® V6	FRESH WATER TANK CAPACITY:	25 US Gal / 95 L
LENGTH (bumper to bumper):	19' 8" / 598 cm	GREY WATER TANK CAPACITY:	15 US Gal / 57 L
OVERALL HEIGHT:	10' / 305 cm	BLACK WATER TANK CAPACITY:	11 US Gal / 41 L
WIDTH:	7' ½" / 215 cm	TOWING CAPACITY:	2,200 lbs / 998 kgs



ONTOUR 2.0

FORD TRANSIT



ECO-ION LITHIUM BATTERIES

The high-performing, fast charging and maintenance-free coach batteries offer superior power storage for hassle-free use of your favourite devices.



LAMINATE INTERIOR

The wet bath is wrapped in laminate, resulting in a scratch resistant, waterproof, highly durable and long-lasting interior.



QUEEN BED

Making the enormous 68" x 77" memory foam queen bed is effortless using the power sofa and ottoman cushions.



INDUCTION STOVE

Power the stove through the 2000-Watt inverter and Eco-lon lithium coach batteries to enhance your off-grid adventures.



200W SOLAR PACKAGE

This standard solar package will help keep your coach batteries fully charged for added peace of mind while camping.



ONTOUR 2.2

FORD TRANSIT

The Ontour 2.2 is built on the Ford Transit 3500 chassis and features the popular 3.5L EcoBoost® V6 engine with the 6-speed SelectShift® transmission. The Ontour 2.2 measures 21' 10" in length and

features the largest bathroom, most headroom and longest bed in our Class B lineup. A 5.5 cubic foot 12V refrigerator, dual 100Ah lithium coach batteries and 300-Watts of solar are just a few of the standard features. With over 3,000 Ford dealerships nationwide you are never far from service.



FUEL TYPE:	Gasoline	LP TANK CAPACITY:	12 US Gal / 45 L
STANDARD ENGINE:	3.5L EcoBoost® V6	FRESH WATER TANK CAPACITY:	28 US Gal / 107 L
LENGTH (bumper to bumper):	21' 10" / 670 cm	GREY WATER TANK CAPACITY:	15 US Gal / 57 L
OVERALL HEIGHT:	10' / 305 cm	BLACK WATER TANK CAPACITY:	11 US Gal / 41 L
WIDTH:	7' ½" / 215 cm	TOWING CAPACITY:	2,240 lbs / 1016 kgs



ONTOUR 2.2

FORD TRANSIT



QUEEN BED

Stretch out in the luxurious comfort of the 68" x 79" queen bed and enjoy a seamless, memory foam supported sleep.



PRIVATE WET BATH WITH VANITY

The spacious wet bath features a medicine cabinet, Corian® countertop, 120V power outlet, storage cabinet, china bowl toilet and handheld showerhead.



FULLY EQUIPPED GALLEY

Corian® countertop and sink cover, 13" x 7" stainless steel sink, induction stove, microwave, and generous storage options.



300W SOLAR PACKAGE

Generate free energy with the standard 300-Watt solar package and enjoy sustainable, reliable and cost-effective power.



POWER SOFA

Equipped with two additional seat belts, memory foam cushions and strategically located USB ports, feel confident taking extra passengers on any trip.



ASCENT TS

MERCEDES-BENZ SPRINTER Short Wheel Base

The Ascent TS is proof that good things come in small packages. This motorhome is a perfect combination of mobility, versatility and unparalleled quality.

Measuring just 19 feet 5 inches in length, the Ascent makes both driving and parking effortless. Although the Ascent is the shortest model in our line-up, there is more than enough room for everything you need including a well-equipped galley, separate private bathroom and arguably the industry's most comfortable sofa bed.



FUEL TYPE:	Diesel	LP TANK CAPACITY:	8.16 US Gal / 31 L
STANDARD ENGINE:	3.0L V6 BlueTEC	FRESH WATER TANK CAPACITY:	20 US Gal / 75 L
LENGTH (bumper to bumper):	19' 5" / 592 cm	GREY WATER TANK CAPACITY:	15 US Gal / 57 L
OVERALL HEIGHT:	9' 7" / 292 cm	BLACK WATER TANK CAPACITY:	12 US Gal / 45 L
WIDTH:	7' 1" / 216 cm	TOWING CAPACITY:	5,000 lbs / 2,268 kgs



ASCENT TS

MERCEDES-BENZ SPRINTER Short Wheel Base



POWER SOFA

Convenience is built into the power sofa/bed configuration. The memory foam sofa will convert into twin singles or a 70" x 72" queen bed.



LAMINATE INTERIOR

Laminate is scratch resistant, highly durable and easy to maintain, resulting in a long-lasting solid plywood interior.



LAGUN TABLE MOUNT SYSTEM

Enjoy complete freedom in your dining space with our new table mount system that swivels 360° at both the tabletop and support arm.



ULTRALEATHER® FABRIC

The memory foam sofa and ottoman cushions are covered in Ultraleather® for a durable, long-lasting living area.



FLIP-UP COUNTERTOP EXTENSION

Utilize the swivelling front seats to create an additional workspace with the Corian® countertop extension.



PLATEAU TS

MERCEDES-BENZ SPRINTER

The Plateau TS layout provides for a large bathroom, six cubic foot double-door fridge and a full-size wardrobe while still leaving the bank of passenger side windows clear and unobstructed.

The combination of the fully opening side door, roll up screen package and generous 6 foot Corian® countertop allow for a preparation and serving area that lets you enjoy the outdoors wherever you are camped. Solid maple cabinetry, Ultraleather® upholstery and touchscreen control panels make the Plateau TS a rich and impeccably styled Class B motorhome.



FUEL TYPE:	Diesel	LP TANK CAPACITY:	8.16 US Gal / 31 L
STANDARD ENGINE:	3.0L V6 BlueTEC	FRESH WATER TANK CAPACITY:	24 US Gal / 91 L
LENGTH (bumper to bumper):	22' 9" / 693 cm	GREY WATER TANK CAPACITY:	35 US Gal / 132 L
OVERALL HEIGHT:	9' 8" / 295 cm	BLACK WATER TANK CAPACITY:	12 US Gal / 45 L
WIDTH:	7' 1" / 216 cm	TOWING CAPACITY:	4,220 lbs / 1,914 kgs



PLATEAU TS

MERCEDES-BENZ SPRINTER



MEMORY FOAM SOFA CUSHIONS

Exceptional sleeping comfort is achieved with a base layer of medium density foam topped with three inches of memory foam.



PRIVATE WET BATH WITH VANITY

The fully equipped wet bath features a medicine cabinet, Corian® countertop, storage compartment, china bowl toilet and upgraded handheld showerhead.



ULTRALEATHER® FABRICS

Designed for dynamic living, this soft, durable and stain resistant fabric maintains its beauty in the busiest of environments.



INTERIOR STORAGE

Everything is easily within reach with the generously sized bank of upper cabinets along with additional storage below the countertop.



LAGUN TABLE MOUNT SYSTEM

Create a personal office space with our new table, which is height adjustable and swivels 360° at both the tabletop and support arm.



PLATEAU FL

MERCEDES-BENZ SPRINTER

The Plateau FL makes optimal use of its space by melding the benefits of a front lounge area with the ease and practicality of the rear power sofa arrangement.

The front lounge utilizes the two captain's chairs that swivel to form a second dining and work area that comes equipped with a Corian® topped workstation, 24" Smart LED TV, reclining chairs and optional table location. The Plateau FL will accommodate a wide range of lifestyles with its incredibly functional layout.



FUEL TYPE:	Diesel	LP TANK CAPACITY:	8.16 US Gal / 31 L
STANDARD ENGINE:	3.0L V6 BlueTEC	FRESH WATER TANK CAPACITY:	24 US Gal / 91 L
LENGTH (bumper to bumper):	22' 9" / 693 cm	GREY WATER TANK CAPACITY:	35 US Gal / 132 L
OVERALL HEIGHT:	9' 8" / 295 cm	BLACK WATER TANK CAPACITY:	10 US Gal / 38 L
WIDTH:	7' 1" / 216 cm	TOWING CAPACITY:	4,220 lbs / 1,914 kgs



PLATEAU FL

MERCEDES-BENZ SPRINTER



TWO DINING LOCATIONS

The Plateau FL features two mounting positions for the innovative lagun table allowing you to alternate between living areas.



LAMINATE INTERIOR

Laminate is scratch resistant, highly durable and easy to maintain, resulting in a long-lasting solid plywood interior.



GALLEY STORAGE

The well-appointed galley is designed to help you stay organized, offering an array of storage options including soft-close drawers.



FRONT LOUNGE WORKSTATION

Includes a LG Smart LED TV, 120V power outlet, USB charging ports, extended Corian® countertop, privacy shade and storage cabinets.



2000 WATT XANTREX™ INVERTER

Allows you to power all the 120V outlets with the Eco-lon lithium coach batteries when you are camping off-grid.

BUILD YOUR OWN

SOLID MAPLE CABINETY



Blonde



Mocha
Standard on all models

HIGH GLOSS LAMINATE CABINETY



White Chocolate Radius
*Optional for all Ascent, Lexion
& Plateau models*

ULTRALEATHER® FABRIC



Almond




Graphite
Available on all models

CORIAN® COUNTERTOPS



Neutral Concrete



Carbon Concrete
Available on all models

MERCEDES-BENZ EXTERIOR COLORS



Brilliant Silver Metallic



Grey White

RAM PROMASTER EXTERIOR COLOR



Bright Silver Metallic

FORD TRANSIT EXTERIOR COLOR



Ingot Silver

WARRANTY

PLEASURE-WAY WARRANTY

All 2020 Pleasure-Way motorhomes are backed by our Five Year Freedom Warranty.

Pleasure-Way Industries Ltd. warrants the specified new 2020 Pleasure-Way Motorhome free from defects in material and craftsmanship, on portions manufactured by Pleasure-Way Industries Ltd. under normal use and service.



FIVE YEAR FREEDOM WARRANTY

Coverage - 5 years or
60,000 miles / 100,000 kms
Limited Warranty



Pleasure-Way Industries Ltd. is recognized for MasterUpfitter status by Mercedes-Benz.

MERCEDES-BENZ WARRANTY

Basic Limited Warranty

- Coverage - 3 years or
- 36,000 miles / 60,000 kms

Diesel Engine Limited Warranty

- Coverage - 5 years or
- 100,000 miles / 160,000 kms

Roadside Assistance

- 3 years or 36,000 miles / 60,000 kms

RAM PROMASTER WARRANTY

Basic Limited Warranty

- Coverage - 3 years or
- 36,000 miles / 60,000 kms

Powertrain Limited Warranty

- Coverage - 5 years or
- 60,000 miles / 100,000 kms

Roadside Assistance

- 5 years or 60,000 miles / 100,000kms

FORD WARRANTY

Basic Limited Warranty

- Coverage - 3 years or
- 36,000 miles / 60,000 kms

Powertrain Limited Warranty

- Coverage - 5 years or
- 60,000 miles / 100,000 kms

Roadside Assistance

- 5 years or 60,000 miles / 100,000kms

PLEASURE-WAY PERSONAL ASSISTANT

Whether you are a first time RV'er or a seasoned full-timer, we understand that it takes time to completely familiarize yourself with your new motorhome and all of its features. For this reason, you will be designated your very own Pleasure-Way Personal Assistant for the first 90 days of ownership!

Your personal assistant is a highly specialized and knowledgeable member of the Pleasure-Way team who works right here in our manufacturing facility and has access to all production departments and resources. Upon receiving the Pleasure-Way warranty registration of your new Pleasure-Way motorhome, your personal assistant will contact you and provide their contact information.

After that, your 90 days will begin and you will have access to your Pleasure-Way P.A. six days a week, via a dedicated, toll-free phone number, email or text message.

Your Pleasure-Way P.A. will be there to assist you in all matters pertaining to the operation of your Pleasure-Way motorhome. After your 90 day period expires, you will have all the confidence and knowledge to enjoy your new Pleasure-Way for years to come!





Pacific Rim National Park Reserve, Vancouver Island, B.C.



Mark and Susie Steffen - Lake Hodges, California



Jean Vallières - Marina Municipale de Disraeli, Quebec

THE PLEASURE-WAY LIFESTYLE

Traveling in a Pleasure-Way motorhome affords some unique advantages over traditional RV'ing in a larger Class A, Class C or pull-type trailer. There are the more obvious advantages of stress-free driving, easy and accessible parking, and the ability to get into 'off the beaten track' locations.

You'll have the ability to visit friends and relatives for family functions, reunions, graduations and weddings. You can pack up and go without making hotel reservations or inconveniencing your host.

Whether you are a seasoned full-timer or a RV newbie, something has drawn you into the Pleasure-Way lifestyle. Memories will be created, friends will be made and stories will be shared.


The following photographs were submitted to us by our proud owners. We could not be more excited to share these wonderful images, which are the true embodiment of the Pleasure-Way lifestyle.



John and Lori DaSilva - Clingmans Dome, Great Smoky Mountains National Park, Tennessee



Eddie and Chris Smith - Baja California



#Whernxt - Barkley Lake, Kentucky



Scott Sitler - Homer Spit, Alaska



Ken and Christine Wright - Turtle Beach, Florida



Keren Lynn - Vancouver Island, British Columbia



Phil & Janell Stover - Redwood National, CA

PLEASURE-WAY AMBASSADOR CREW

We believe our best salespeople are happy owners, and the PAC program offers the opportunity to reward members for their efforts to promote our motorhomes.

We provide our members with personalized PAC cards to hand out to potential clients or interested parties. These cards are used to gain loyalty rewards for both parties upon purchase of a new Pleasure-Way motorhome.

Visit pleasureway.com/pac to sign up and learn more.



Denise Waters, Barbara Cantone and Cynthia Bohanan



Keren Lynn - Vancouver Island, British Columbia



Mark Haskell - Sarasota, FL RV Club East Rally

PLEASURE-WAY OWNERS' CLUBS

We believe that meeting new friends and sharing adventures is an important part of the Pleasure-Way experience. We are fortunate to have a wonderful group of people who have formed our Pleasure-Way owners' clubs. These clubs are based on the east and west coasts of the United States and western Canada.

Regardless of where you live, owners from around North America have fallen in love with the Pleasure-Way lifestyle and participate in our club rallies. The Pleasure-Way owners' clubs are operated and run by owners, such as yourself, who enjoy the RV lifestyle and share the same passion for Pleasure-Way that we do.

Enjoying the outdoors, adventures and making new friends along the way is guaranteed while experiencing life in a Pleasure-Way and the owners' clubs rallies are a great place to get things going!

Visit us at pleasureway.com for more information about how to join and participate in Pleasure-Way owners' clubs, events, and rallies.



Scott Sitler - RV Club East & West Connection Rally - Branson, MO

Coach Specifications

	ASCENT TS	LEXOR FL/TS	PLATEAU FL/TS	ONTOUR 2.0	ONTOUR 2.2
ENTERTAINMENT					
24” Smart LED TV w/ Blu-ray™ player	•	•	•	•	•
Bose® soundbar w/ Bluetooth®	•	•	•	•	•
Winegard® Rayzar® Automatic HDTV antenna	•	•	•	•	•
Cable TV hook up	•	•	•	•	•
USB charging ports	•	•	•	•	•
INTERIOR					
Inflatable air bed fitted for cab	•	•	•		
MCD blackout roller shades w/ magnetic catch	•	•	•	•	
Privacy/sun shades for windshield & cab doors	•	•	•	•	•
Hardwood maple cabinet doors	•	•	•	•	•
Laminate wrapped kitchen, wall partitions & cabinets	•	•	•	•	•
Premium vinyl flooring	•	•	•	•	•
GALLEY					
3-way, 3.8 cu. ft. refrigerator/freezer	•		FL		
3-way, 2-door, 6 cu. ft. refrigerator/freezer			TS		
3-way, 4.9 cu. ft. refrigerator/freezer		•			
12V 3.2 cu. ft. refrigerator/freezer				•	
12V 5.5 cu. ft. refrigerator/freezer					•
Corian® solid surface countertop	•	•	•	•	•
2-burner LP flush mount stove w/ glass cover	•	•	•		
1-burner induction stove				•	•
Microwave	•			•	
Microwave/convection oven		•	•		•
Large, stainless steel sink w/ faucet & pull-out sprayer	•	•	•	•	•
Flip-up Corian® countertop extension	•		•		
BATHROOM					
Private wet bathroom w/ shower	•	•	•	•	•
Vanity w/ storage, stainless sink & Corian® countertop		•	•		•
SEATING AREA					
Lagun table mount system w/ 360° swivel tabletop	•	•	•	•	•
Power sofa w/ two seat belts					•
Power sofa w/ two three-point seat belts	•	•	•	•	

	ASCENT TS	LEXOR FL/TS	PLATEAU FL/TS	ONTOUR 2.0	ONTOUR 2.2
Memory foam sofa cushions	•	•	•	•	•
Ultraleather® fabric	•	•	•	•	•
ELECTRICAL					
Multiplex wiring w/ dimmable LED lighting	•	•	•	•	•
Dual 7-inch touchscreen control panels	•	•	•	•	•
Dual 100Ah Eco-Ion lithium (LiFePO4) coach batteries	•	•	•	•	•
Xantrex™ 2000-Watt Pure-sine wave inverter /charger	•	•	•	•	•
12-volt coach battery disconnect	•	•	•	•	•
2.5 KW Onan® LP generator w/resonator	•		•		
2.8 KW Onan® gas generator w/resonator		•		•	•
Automatic generator start (AGS)	•	•	•	•	•
HEATING, VENTILATION & COOLING					
Auto-ignite 16,000 BTU furnace	•	•	•		
Truma VarioHeat 11,500 BTU furnace				•	•
Power lift Fan-Tastic Vent fan w/ rain sensor	•	•	•	•	•
Low profile 11,000 BTU roof mount air conditioner	•	•	•	•	•
PLUMBING & LIQUID PROPANE SYSTEMS					
Truma AquaGo® comfort plus instant water heater	•	•	•	•	•
Shurflo® automatic demand water system	•	•	•	•	•
LP BBQ quick connect	•	•	•	•	•
Tank level monitoring – LP, fresh, grey and black	•	•	•	•	•
EXTERIOR					
Power awning w/ LED lights	•	•	•	•	•
Exterior shower w/ handheld wand	•	•	•	•	•
Hitch and wiring	•	•	•	•	•
COACH OPTIONS					
High gloss radius laminate cabinetry	•	•	•		
Painted exterior moldings	•	•	•		
Solar package (100W to 300W) max W	200	300	300	S-200	S-300
Alcoa Dura-Bright® aluminum wheels			•		
Rear door roll up screen	•	•	•	S	S
Side door roll up screen	•	•	•	S	S
S: Standard					

Chassis Specifications

	ASCENT TS	LEXOR FL/TS	PLATEAU FL/TS	ONTOUR 2.0	ONTOUR 2.2
Chassis	Mercedes-Benz Sprinter 2500	Ram ProMaster 3500	Mercedes-Benz Sprinter 3500	Ford Transit 2500	Ford Transit 3500
GVWR	8,550 lbs / 3,878 kg	9,350 lbs / 4,241 kg	11,030 lbs / 5,003 kg with Dual Rear Wheel	9,000 lbs / 4,082 kg	10,360 lbs / 4,699 kg with Dual Rear Wheel
GCWR	13,550 lbs / 6,146 kg	11,500 lbs / 5,216 kg	15,250 lbs / 6,917 kg	11,200 lbs / 5,080 kg	12,600 lbs / 5,715 kg
Standard engine	3.0L V6 Blue Tec	3.6 L V6 Pentastar	3.0 L V6 Blue Tec	3.5L EcoBoost® V6	3.5L EcoBoost® V6
Fuel type/tank capacity	Diesel / 24.5 US gal / 93L	Gas / 24 US gal / 90 L	Diesel / 24.5 US gal / 93 L	Gas 25 US gal / 95 L	Gas 25 US gal / 95 L
HP rating	188 HP	283 HP	188 HP	310 HP	310 HP
Torque rating	325 ft-lbs	260 ft-lbs	325 ft-lbs	400 ft-lbs	400 ft-lbs
Wheelbase	144 inches	159 inches	170 inches	148 inches	148 inches
Transmission	7-spd Auto	6-spd Auto	7-spd Auto	6-spd SelectShift® Auto	6-spd SelectShift® Auto
Locking fuel fill	YES	NO	YES	YES	YES
Chassis air conditioning	YES	YES	YES	YES	YES
Power windows doors, locks, mirrors	YES	YES	YES	YES	YES
Remote keyless entry	YES	YES	YES	YES	YES
Steering wheel positioning	Tilt and Telescopic	Telescopic	Tilt and Telescopic	Tilt and Telescopic	Tilt and Telescopic
Breaking system	Disc Brakes with ABS	Disc Brakes with ABS	Disc Brakes with ABS	Disc Brakes with ABS	Disc Brakes with ABS
Stability and traction control	Adaptive Electronic	Electronic Stability Ctrl	Adaptive Electronic	Electronic Stability Ctrl	Electronic Stability Ctrl
Tire pressure and monitoring	YES	YES	NO	YES	NO
Tires (all season)	LT245 / 75R / 16	LT225 / 75R / 16	LT215 / 85R / 16	235 / 65R / 16C	195 / 75R / 16C
Alternator / chassis battery	14v 220 amp / 100Ah	220 amp / 12v 95Ah	14v 220 amp / 12v 100Ah	250 amp / 12v 70Ah	250 amp / 12v 70Ah
Air bags (driver and passenger)	YES	YES	YES	YES	YES
In-dash navigation/audio/Bluetooth®	YES	YES	YES	YES	YES
Back up camera system	YES	YES	YES	YES	YES
Swivel seating (driver and passenger)	YES	YES	YES	NO	NO
Smart wheel functions	YES	YES	YES	YES	YES

Weights & Measurements

	ASCENT TS	LEXOR FL/TS	PLATEAU FL/TS	ONTOUR 2.0	ONTOUR 2.2
Length (bumper to bumper)	19' 5" / 592 cm	20' 11" / 637 cm	22' 9" / 693 cm	19' 8" / 598 cm	21' 10" / 670 cm
Width w/ side mirrors extended	7' 11" / 241 cm	8' 2.5" / 250 cm	7' 11" / 241 cm	8' 1.5" / 248 cm	8' 1.5" / 248 cm
Width w/ side mirrors retracted	7' 1" / 216 cm	7' 5" / 226 cm	7' 1" / 216 cm	7' 0.5" / 215 cm	7' 0.5" / 215 cm
Overall height	9' 7" / 292 cm	9' 3.5" / 283 cm	9' 8" / 295 cm	10' / 305 cm	10' / 305 cm
Interior standing height	6' 3" / 190 cm	6' 3" / 190 cm	6' 3" / 190 cm	6' 6" / 198 cm	6' 6" / 198 cm
Fresh water tank capacity	20 US gal / 75 L	29 US gal / 109 L	24 US gal / 91 L	25 US gal / 95L	28 US gal / 107 L
Grey water tank capacity	15 US gal / 57 L	20 US gal / 75 L	35 US gal / 132 L	15 US gal / 57 L	15 US gal / 57 L
Black water tank capacity	12 US gal / 45 L	12 US gal / 45 L	10 12 US gal / 38 45 L	11 US gal / 41 L	11 US gal / 41 L
LP gas tank capacity	8.16 US gal / 31 L	4.7 US gal / 45 L	8.16 US gal / 31 L	12 US gal / 45 L	12 US gal / 45 L
Towing capacity	5,000 lbs / 2,268 kg	2,150 lbs / 957 kg	4,220 lbs / 1,914 kg	2,200 lbs / 998 kg	2,240 lbs / 1016.5 kg
Queen bed size	70" W X 72" L	73" W X 76" L	70" W X 76" L	68" W X 77" L	68" W X 79" L
Driver side rear single bed	24" W X 70" L	26" W X 76" L	24" W X 76" L	24" W X 77" L	24" W X 79" L
Passenger side rear single bed	24" W X 72" L	26" W X 76" L	24" W X 76" L	24" W X 77" L	24" W X 79" L

Due to our policy of continuous improvements, Pleasure-Way Industries Ltd. reserves the right to make product changes at any time without notice and without incurring obligations whatsoever, including but not limited to: prices, styling, design, colors, construction, equipment, materials, and specifications. Some motorhomes depicted in the brochure may be shown with optional equipment. Please see your dealer for additional information or contact Pleasure-Way Industries Ltd. estimated fuel consumption may vary depending on conditions and driving habits. Estimates are based on consumer feedback.



TOFINO
Ram ProMaster



LEXOR TS
Ram ProMaster



LEXOR FL
Mercedes-Benz Sprinter



ONTOUR 2.0
Ford Transit



ONTOUR 2.2
Ford Transit



ASCENT TS
Mercedes-Benz Sprinter



PLATEAU TS
Mercedes-Benz Sprinter



PLATEAU FL
Mercedes-Benz Sprinter



Pleasure-Way Industries Ltd.
302 Portage Avenue, Saskatoon, SK, Canada S7J 4C6
Tel: 800.364.0189 Fax: 306.934.7085
www.pleasureway.com



When will your next adventure pop up?



Pleasure-Way
Tofino



THE REBIRTH OF A CLASSIC

Built on the Ram ProMaster 1500 chassis with a 136" wheelbase, the Tofino measures 17' 9" long with an enormous 2000 pound O.C.C.C. The sporty styling and large storage capacity, combined with two separate sleeping areas create the most versatile van in our line-up.

Reminiscent of the classic Pleasure-Way Traverse, the Tofino embraces minimalistic design yet still features our cutting edge technology such as: two 100Ah lithium coach batteries, 2000-watt inverter, multiplex wiring, touchscreen control panel with remote, real-time amperage meter and available 200-watt solar package. All of this will allow for extended

periods of dry camping and eliminates the guess work regarding your power usage/capacity.

An incredible 70 cubic feet of rear cargo storage offers ample space for bikes, golf clubs or camping gear. The optional roof rack can accommodate additional gear like paddle boards and kayaks. The spacious overhead bunk offers comfort and convenience complete with a remote to control interior lighting.

View more photos and videos at [pleasureway.com/tofino](https://www.pleasureway.com/tofino)



REAR CARGO STORAGE

Utilize the massive 2000 pound O.C.C.C. with use of the versatile 70 cubic feet of rear storage space that will adapt to any lifestyle or recreational activity.



OVERHEAD BUNK

The roof effortlessly lifts to reveal a 49" x 72" bunk with a 2" foam mattress, USB charging port, lighting controls and zippered vents, perfect for sleeping two kids.



ROOF RACK

The available heavy-duty steel roof rack will provide safe and sturdy transport of sports equipment, cargo carriers and luggage while freeing up interior storage space.

STANDARD FEATURES

INTERIOR

- MCD blackout roller shades w/ magnetic catch
- Privacy/sun shades for windshield & cab doors
- Rear door roll up screen
- USB charging port in overhead bunk area
- USB charging port in galley area
- LED lighting
- Hardwood maple cabinet doors
- Blum® cabinet hinges
- Laminate wrapped kitchen
- Vinyl soft touch headliner
- Vinyl flooring
- Fiberglass insulation inside walls
- Foil faced fiberglass insulation along roof
- Fire extinguisher
- LP, CO & Smoke detectors

GALLEY

- AC/DC 2.3 cu. ft. refrigerator/freezer
- 1-burner induction stove
- Stainless steel sink
- Single-handle faucet
- Laminate countertop

ELECTRICAL

- Multiplex wiring
- Dimmable LED lighting
- Touchscreen control panel w/ remote
- Dual 100Ah Eco-Ion Earth Smart Lithium (LiFePO4) coach batteries
- Xantrex™ 2000 watt Pure-sine wave inverter
- 80-amp lithium charger
- 12-volt coach battery disconnect
- Charge line disconnect (solar and alternator)
- 30-amp power cord
- AC distribution panel
- DC load center

TOUCHSCREEN CONTROL PANEL

- Full-colour high-definition display
- Tank level monitoring - LP, fresh and grey
- Climate control center w/ thermostat for furnace
- Water pump and lighting controls
- Coach battery voltage gauge
- Real-time 12-volt net loss/gain amperage meter
- DC electrical system diagnostics

REAR SEATING AREA

- Table w/ tripod base
- Manual folding sofa w/ two seat belts
- Cloth fabric
- Adjustable ladder
- 2" foam mattress in overhead bunk

PLUMBING & LP SYSTEMS

- Shurflo® automatic demand water system
- Monitor panel for LP, fresh, grey and coach batteries
- Interior mounted fresh and grey holding tanks
- Sewer discharge center w/ grey water gate valve
- LP tank w/ electric shut off switch
- LP BBQ quick connect
- Auto-ignite 16,000 BTU furnace

EXTERIOR

- LED porch light
- Awning style frameless windows
- 110-120 volt power outlet
- Utility center (LP switch, 30-amp power outlet, city water connection)
- Spray port w/ hose
- Tubular running boards
- Sunbrella® roof tenting

CHASSIS

- Ram ProMaster 1500
- Engine: 3.6L V6 Pentastar
- HP Rating: 280 HP
- Torque Rating: 260 ft-lb
- Wheelbase: 136"
- Transmission: 6-speed automatic
- Fuel type: Gasoline
- Braking system: 4-wheel Disc brakes w/ ABS
- Stability and traction control: Electronic stability control (ESC)
- Tires: LT225/75R/16 E All-season
- Alternator: 220A
- Chassis battery: 12V 95Ah
- Hitch and wiring : 4-pin / 7-pin wiring connector

CAB CONVENIENCES

- Swivel seating - driver and passenger
- Cruise control
- Air conditioning
- Power windows, door locks and mirrors
- Remote keyless entry
- Tire pressure monitoring
- Telescopic steering wheel
- Smart wheel functions w/ audio controls
- 5" touchscreen in-dash display w/ Uconnect® 3
- Integrated voice command w/ Bluetooth®
- Audio/USB/Aux/FM/AM radio
- TomTom navigation
- Rear view camera system
- Overhead control panel w/ 2 reading lights

WEIGHTS & MEASURES

- Length - bumper to bumper: 17' 9" / 541 cm
- Exterior height w/o roof rack: 8' 2" / 249 cm
- Exterior height w/ roof rack: 8' 6.5" / 260 cm
- Exterior width (mirrors extended): 8' 2.5" / 250 cm
- Exterior width (mirrors retracted): 7' 6" / 228.6 cm
- Fresh water capacity: 16 US gal. / 60.6 L
- Grey holding tank capacity: 8 US gal. / 30 L
- LP capacity (80% fill): 5.9 US gal. / 22 L
- Fuel capacity: 24 US gal. / 90 L
- Towing capacity: 2,950 lbs / 1338 kg
- Roof rack capacity: 200 lbs / 90 kg
- Seat belts: 4
- Wheelbase: 136"
- O.C.C.C: 2,000 lbs / 907 kg
- GVWR: 8,550 lbs / 3,879 kg
- GCWR: 11,500 lbs / 5,216 kg
- GAWR Front: 4,629 lbs / 2,100 kg
- GAWR Rear: 5,291 lbs / 2,400 kg
- Queen bed: 54" W x 72" L
- Overhead bunk: 49" W x 72" L

WARRANTY

Ram ProMaster Warranty USA

- Basic Limited Warranty: Coverage - 3 years or 36,000 miles
- Powertrain Limited Warranty: Coverage - 5 years or 60,000 miles
- Roadside Assistance: 5 years or 60,000 miles

Ram ProMaster Warranty Canada

- Basic Limited Warranty: Coverage - 3 years or 60,000 kms
- Powertrain Limited Warranty: Coverage - 5 years or 100,000 kms
- Roadside Assistance: 5 years or 100,000 kms

Pleasure-Way Five Year Freedom Warranty

- Limited Warranty: Coverage - 5 years or 60,000 miles / 100,000 kms

OPTIONAL FEATURES

- Side door roll up screen
- 100 watt (5amp) solar package
- 200 watt (10amp) solar package
- Roof rack

COLOUR OPTIONS



- Deep Cherry Red Crystal Pearl
- Granite Crystal Metallic
- Bright Silver Metallic

Pleasure-Way

302 Portage Avenue
Saskatoon SK, Canada S7J 4C6
Tel: 800.364.0189 Fax: 306.934.7085
pleasureway.com



PLEASE NOTE: Due to our policy of continuous improvements, Pleasure-Way Industries Ltd. reserves the right to make product changes at any time without notice and without incurring obligations whatsoever, including but not limited to: prices, styling, design, colors, construction, equipment, materials, and specifications. Some motorhomes depicted in the brochure may be shown with optional equipment. Please see your dealer for additional information or contact Pleasure-Way Industries Ltd.

